

<<< Hallway to Jefferson B & C

Restrooms > Stairs > Truman B & C > St. Joseph Room >>

Drawing ©2000 Jim Gill (402)457-7919
jimgill@ix.netcom.com

RAMP

Coat Check

Front Desk >>>

Capitol Plaza Hotel Convention Center & Atrium

415 W. McCarty
Jefferson City, Missouri 65101
(573) 635-1234
1-800-338-8088

Park Place Restaurant

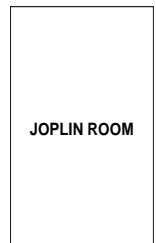
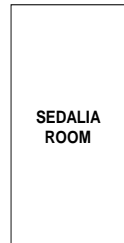
Elevators



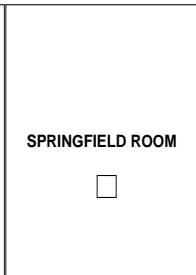
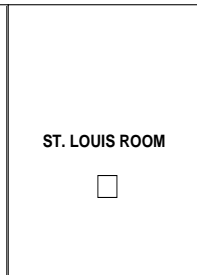
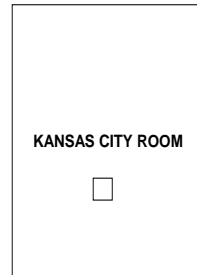
1ST. FLOOR

1ST. FLOOR

2ND. FLOOR



2ND. FLOOR



CONFERENCE ROOMS	DIMENSIONS:					CAPACITIES:					
CONVENTION CENTER	SQ. FEET	LENGTH	WIDTH	HEIGHT	ENTRANCE	ROUNDS	BANQUET	CLASSRM.	THEATER	CONFERENCE	U-SHAPE
GRAND BALLROOM	12,000'	154'	78'	16'	6'	900	1200	700	1,425	N/A	N/A
JEFFERSON ROOM	3,000'	75'	40'	16'	6'	210	300	150	325	N/A	N/A
JEFFERSON A	1,000'	40'	25'	16'	6'	60	90	50	100	30	35
JEFFERSON B	1,000'	40'	25'	16'	6'	60	90	50	100	30	35
JEFFERSON C	1,000'	40'	25'	16'	8'***	60	90	50	100	30	35
MISSOURI ROOM	2,812'	75'	37'	16'	6'	210	300	150	325	N/A	N/A
CAPITOL ROOM	2,812'	75'	37'	16'	6'	210	300	150	325	N/A	N/A
TRUMAN ROOM	3,000'	75'	40'	16'	6'	210	300	150	325	N/A	N/A
TRUMAN A	1,000'	40'	25'	16'	6'	60	90	50	100	30	35
TRUMAN B	1,000'	40'	25'	16'	6'	60	90	50	100	30	35
TRUMAN C	1,000'	40'	25'	16'	6'	60	90	50	100	30	35
Double Wide Door											
ADDITIONAL CONFERENCE FACILITIES:											
SEDALIA ROOM	190'	19'	10'	8'	3'	20	20	20	25	20	15
ST. JOSEPH ROOM	228'	19'	12'	8'	3'	20	20	20	25	20	15
JOPLIN ROOM	228'	19'	12'	8'	3'	N/A	N/A	N/A	N/A	15	N/A
KANSAS CITY ROOM	650'	26'	25'	8'	3'	40	50	30	40	22	N/A
ST. LOUIS ROOM	650'	26'	25'	8'	3'	40	50	30	40	22	N/A
SPRINGFIELD ROOM	650'	26'	25'	8'	3'	40	50	30	40	22	N/A
LINCOLN ROOM	2,300'	43'	56'	9'	6'	120	200	120	250	45	55
CARNEGIES ROOM	2,200	59'	39'	9'	6'	100	120	60	150	32	32
ATRIUM	3,660'					120	120		300		